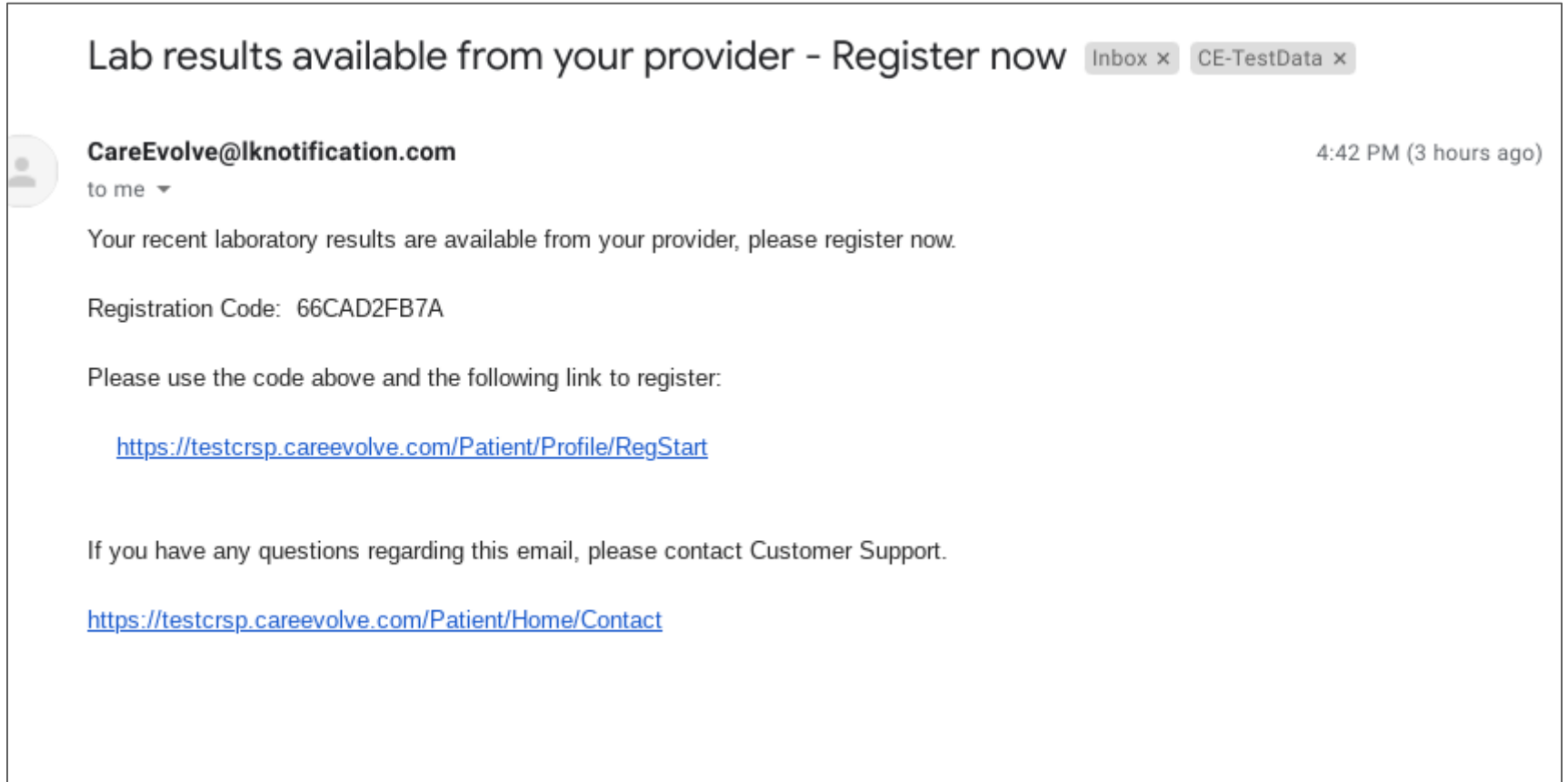


CareEvolve Registration and Results Retrieval Instructions

August 2020

1. When your test results are ready, you will receive an email prompting you to register in CareEvolve



The image shows a screenshot of an email notification. At the top, the subject line reads "Lab results available from your provider - Register now" followed by two tags: "Inbox x" and "CE-TestData x". The sender is identified as "CareEvolve@lknofication.com" with a small profile icon to the left. The recipient is "to me" with a dropdown arrow. The time is "4:42 PM (3 hours ago)". The main body of the email contains the following text: "Your recent laboratory results are available from your provider, please register now." followed by "Registration Code: 66CAD2FB7A". Below this, it says "Please use the code above and the following link to register:" and provides a blue hyperlink: <https://testcrsp.careevolve.com/Patient/Profile/RegStart>. At the bottom, it says "If you have any questions regarding this email, please contact Customer Support." and provides another blue hyperlink: <https://testcrsp.careevolve.com/Patient/Home/Contact>.

2. Click on the registration link, and enter your Bentley email address and the registration code provided in the CareEvolve email.

The screenshot shows the Broad Institute website's patient registration interface. At the top left is the Broad Institute logo, and to its right is the text "CLINICAL RESEARCH SEQUENCING PLATFORM". In the top right corner, there are links for "ENG" and "ESP". A dark blue navigation bar contains the following links: "Home", "My Account", "Features", "About", "Contact", and "Help". The main content area is titled "Patient Registration" and includes a congratulatory message: "Congratulations! You are one step closer to viewing your laboratory results shared with you by your provider. To begin registration, enter your Email Address and the Registration Code you received via email." Below this message is a "Registration Information" section with two input fields: "Email Address" (with a small Bentley logo icon on the right) and "Registration Code". A "Begin Registration" button is positioned below the input fields. At the bottom center of the page, it says "TEST CRSP © CareEvolve™".

BROAD INSTITUTE | CLINICAL RESEARCH SEQUENCING PLATFORM

ENG | ESP

Home My Account Features About Contact Help

Patient Registration

Congratulations! You are one step closer to viewing your laboratory results shared with you by your provider. To begin registration, enter your Email Address and the Registration Code you received via email.

Registration Information

Email Address

Registration Code

[Begin Registration](#)

TEST CRSP
© CareEvolve™

3. Complete your profile. Be sure the information you enter matches your personal information in Workday. If it does not, you will not be able to complete your profile.

The screenshot shows a web form for profile completion. At the top left is the Broad Institute logo and the text 'CLINICAL RESEARCH SEQUENCING PLATFORM'. At the top right are the language options 'ENG | ESP'. Below this is a navigation bar with links for 'Home', 'My Account', 'Features', 'About', 'Contact', and 'Help'. The main content area is titled 'Profile Information' and includes a note: 'Use this form to enter profile information.' and '* = Required'. The form fields are: 'First Name *' (text input with 'BrandNewOrder'), 'Middle Name/Initial' (text input), 'Last Name *' (text input), 'Test' (text input), 'Birth Date *' (date picker), 'Gender *' (dropdown menu), 'Language *' (dropdown menu with 'ENG'), 'Street 1 *' (text input), 'Street 2' (text input), 'ZIP Code *' (text input), 'City *' (text input), 'State *' (dropdown menu), 'Country' (dropdown menu), 'Home Phone *' (text input with area code and number fields), and 'Cell Phone' (text input with area code and number fields). A 'Next >' button is at the bottom of the form. At the very bottom of the page, it says 'TEST CRSP © CareEvolve™'.

BROAD INSTITUTE CLINICAL RESEARCH SEQUENCING PLATFORM ENG | ESP

Home My Account Features About Contact Help

Use this form to enter profile information. * = Required

Profile Information

First Name *
BrandNewOrder

Middle Name/Initial

Last Name *

Test

Birth Date *

Gender *

Language *
ENG

Street 1 *

Street 2

ZIP Code *

City *

State *

Country

Home Phone *
() -

Cell Phone
() -

Next >

TEST CRSP
© CareEvolve™

4. Set up your security questions and create a password for your CareEvolve account. Make sure this password is unique and not the same as your Bentley network password (CareEvolve is not connected to your Bentley network account).

BROAD INSTITUTE CLINICAL RESEARCH SEQUENCING PLATFORM ENG | ESP

[Home](#) [My Account](#) [Features](#) [About](#) [Contact](#) [Help](#)

Below, enter your own security questions and answers. You must fill in all form fields without duplicates. Your password must be at least 8 characters and include 1 uppercase letter, 1 lowercase letter, 1 digit and 1 special character (@\$!%*#?&^)

Security Information

Security Question #1 *

Security Answer #1 *

Security Question #2 *

Security Answer #2 *

Password *

Confirm Password *

TEST CRSP
© CareEvolve™

5. You will receive confirmation that your account has been created and are now registered in CareEvolve.



CLINICAL RESEARCH
SEQUENCING PLATFORM

[ENG](#) | [ESP](#)

[Home](#)

[My Account](#)

[Features](#)

[About](#)

[Contact](#)

[Help](#)


You are now registered!

In a few moments you will receive an email with a Confirmation Code and a link that will allow you to log in and view your results.

TEST CRSP
© CareEvolve™

6. You will receive a confirmation email of your registration containing a link to access your test results.

Lab results available from your provider - Confirm Registration Inbox x

 **CareEvolve@lknotification.com** 8:27 PM (0 minutes ago)
to me ▾

Congratulations on completing your initial registration.

Please continue with the following Confirmation Code to finish your registration:

Confirmation Code: 6F352562C2

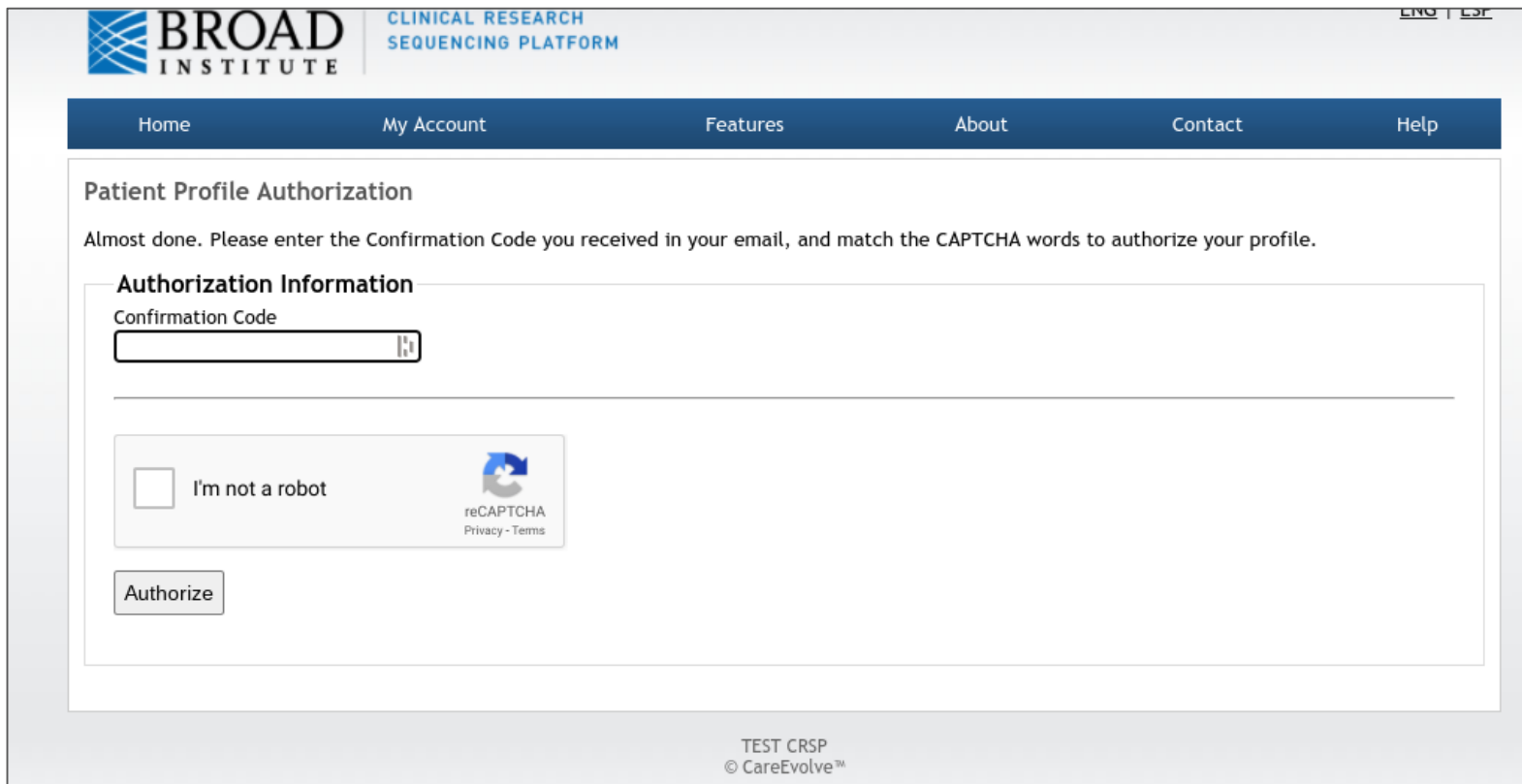
Please use the code and the following link:

<https://testcrsp.careevolve.com/Patient/Profile/RegAuth?Email=onofrio%40broadinstitute.org>

If you have any questions regarding this email, please contact Customer Support.

<https://testcrsp.careevolve.com/Patient/Home/Contact>

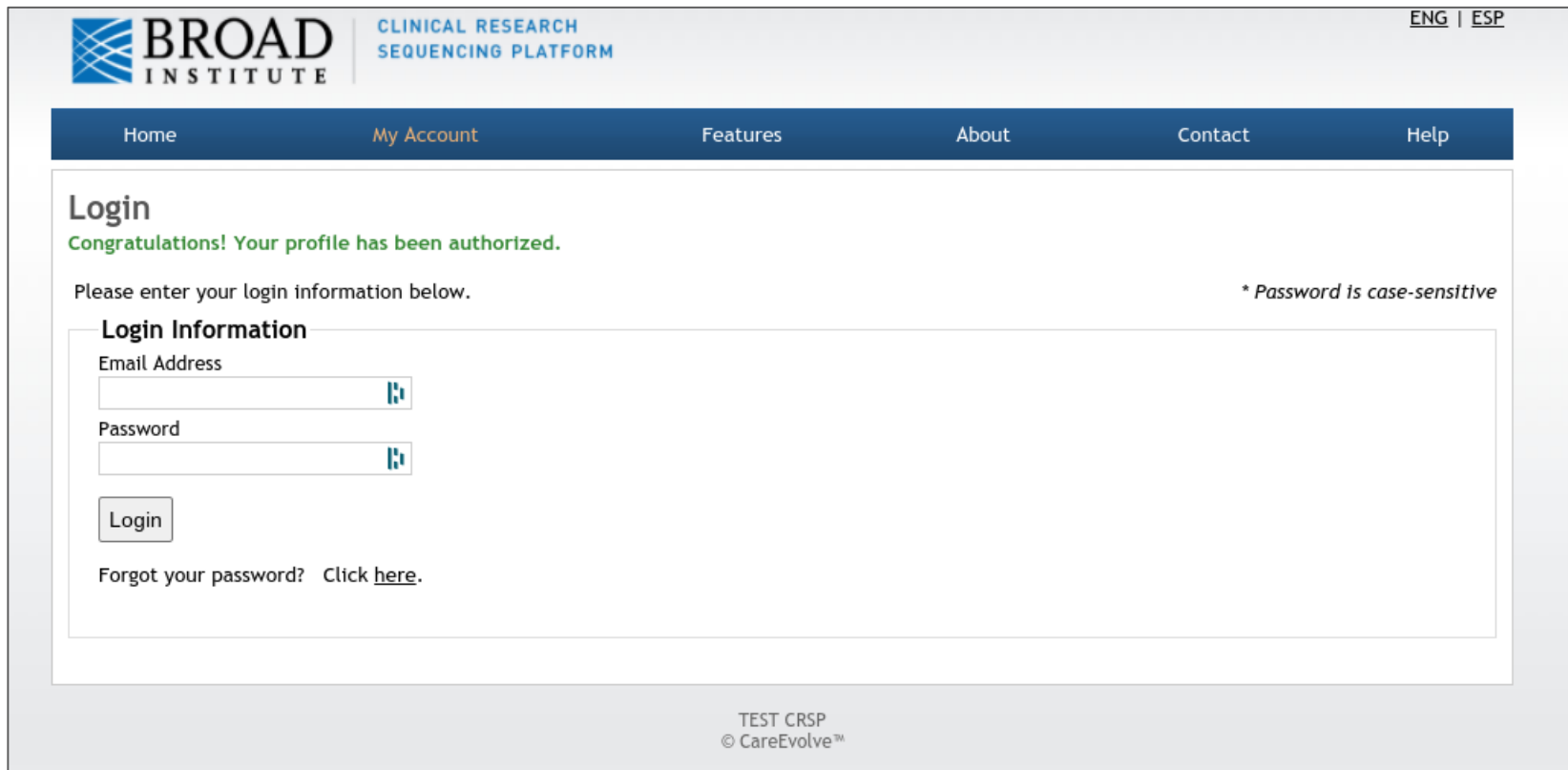
7. Enter the code provided in the registration confirmatoin (second) email.



The screenshot shows the 'Patient Profile Authorization' page of the Broad Institute Clinical Research Sequencing Platform. The page has a dark blue navigation bar with links for Home, My Account, Features, About, Contact, and Help. The main content area is titled 'Patient Profile Authorization' and contains the following elements:

- Header:** BROAD INSTITUTE logo and CLINICAL RESEARCH SEQUENCING PLATFORM text.
- Navigation:** Home, My Account, Features, About, Contact, Help.
- Section Header:** Patient Profile Authorization
- Text:** Almost done. Please enter the Confirmation Code you received in your email, and match the CAPTCHA words to authorize your profile.
- Form:**
 - Authorization Information:**
 - Confirmation Code:** A text input field with a small icon on the right.
 - reCAPTCHA:** A checkbox labeled 'I'm not a robot' next to a reCAPTCHA logo and 'reCAPTCHA Privacy - Terms' link.
 - Authorize:** A button to submit the form.
- Footer:** TEST CRSP © CareEvolve™

8. Log in using your Bentley email and the CareEvolve password you created.



The screenshot shows the login page for the Broad Institute Clinical Research Sequencing Platform. At the top left is the Broad Institute logo, and to its right is the text "CLINICAL RESEARCH SEQUENCING PLATFORM". In the top right corner, there are links for "ENG" and "ESP". A dark blue navigation bar contains the following links: "Home", "My Account", "Features", "About", "Contact", and "Help". The main content area is titled "Login" and features a green message: "Congratulations! Your profile has been authorized." Below this, a prompt asks the user to enter login information, with a note that "Password is case-sensitive". The login form includes fields for "Email Address" and "Password", each with a small icon to its right. A "Login" button is positioned below the fields. A link for "Forgot your password?" is provided at the bottom of the form. The footer contains the text "TEST CRSP © CareEvolve™".

BROAD INSTITUTE | CLINICAL RESEARCH SEQUENCING PLATFORM

ENG | ESP


Home My Account Features About Contact Help


Login

Congratulations! Your profile has been authorized.

Please enter your login information below. ** Password is case-sensitive*

Login Information

Email Address 

Password 

Login

Forgot your password? Click [here](#).

TEST CRSP
© CareEvolve™

9. Select the record corresponding to the date of your test results to view your results (multiple records will be listed here as new tests are processed during the fall trimester).



CLINICAL RESEARCH
SEQUENCING PLATFORM

[ESP](#)

BrandNewOrder Test

[Logout](#)

[Home](#)

[My Account](#)

[Features](#)

[About](#)

[Contact](#)

[Help](#)

Account:

[Results](#)

[Profile](#)


[Security](#)

Collected	Reported	Provider
06/09/2020	06/09/2020	Lennon, Niall

TEST CRSP
© CareEvolve™

10. Results detail:

TNP = Not enough material for a result



BROAD
INSTITUTE

CLINICAL RESEARCH
SEQUENCING PLATFORM

ESP
BrandNewOrder Test
[Logout](#)

Home
My Account
Features
About
Contact
Help

Account:

Results

Profile

Security

[< Back to List](#) [Print/Save](#)

Lab Report

Test, BrandNewOrder	REQUISITION # JXZIQ9IWITR111	SEX F	D.O.B. 10/10/2001
ORDERING MD Lennon, Niall	OFFICE ID 636352	COLLECTED DATE 6/9/2020	RESULTED DATE 6/9/2020

Description	Value	Abnormal	Range	Units
Covid19_Diagnostic				
SARS-CoV2 Real-time Reverse Transcriptase (RT)-PCR Diagnostic Assay	Negative	A	Negative	

Negative for detection of 2019-novel Coronavirus (2019-nCoV) by qRT-PCR.
Previously Completed At 2020-06-04T22:01:54.094

Methods and Limitations
This Laboratory Developed Test is a high-throughput version of the CDC 2019-nCoV Realtime RT-PCR test and has been validated in accordance with the guidance issued by the College of American Pathologists (Mar 19, 2020) and the FDA (Feb 29th, 2020). This test has not been FDA cleared or approved but has been authorized by FDA under an EUA for this laboratory. This test is only authorized for the duration of the declaration that circumstances exist justifying the authorization of emergency use of in vitro diagnostic tests for detection and/or diagnosis of COVID-19 under Section 564(b)(1) of the Act, 21 U.S.C. 360bbb-3(b)(1), unless the authorization is terminated or revoked sooner. This test has been authorized only for the detection of nucleic acid from SARS-CoV-2, not for any other viruses or pathogens. The test was validated for use with respiratory specimens obtained via

11. To edit your profile, return to the profile tab. Note that this information is not shared with Bentley. Please remember to make any updates in Workday as well so that Bentley also has your most current information.

BROAD INSTITUTE CLINICAL RESEARCH SEQUENCING PLATFORM BrandNewOrder Test Logout

Home My Account Features About Contact Help

Account: Results Profile Security

Use this form to enter profile information. * = Required

Profile Information

First Name * BrandNewOrder

Middle Name/Initial

Last Name * Test

Birth Date * 10/10/2001

Gender * Female

Language * ENG

Street 1 * testdr12345

Street 2

ZIP Code * 01005

City * BARRE

State * MA

Country * USA

Home Phone * (636) 354 - 5423

Cell Phone () -

Submit

TEST CRSP

12. To update your password, go to the Security tab:

BROAD INSTITUTE | CLINICAL RESEARCH SEQUENCING PLATFORM

ESP
BrandNewOrder Test
Logout

Home My Account Features About Contact Help

Account:

- Results
- Profile
- Security**

Below, enter your own security questions and answers. You must fill in all form fields without duplicates. Your password must be at least 8 characters and include 1 uppercase letter, 1 lowercase letter, 1 digit and 1 special character (@\$!%*#? &^)

Security Information

Security Question #1 *

Security Answer #1 *

Security Question #2 *

Security Answer #2 *

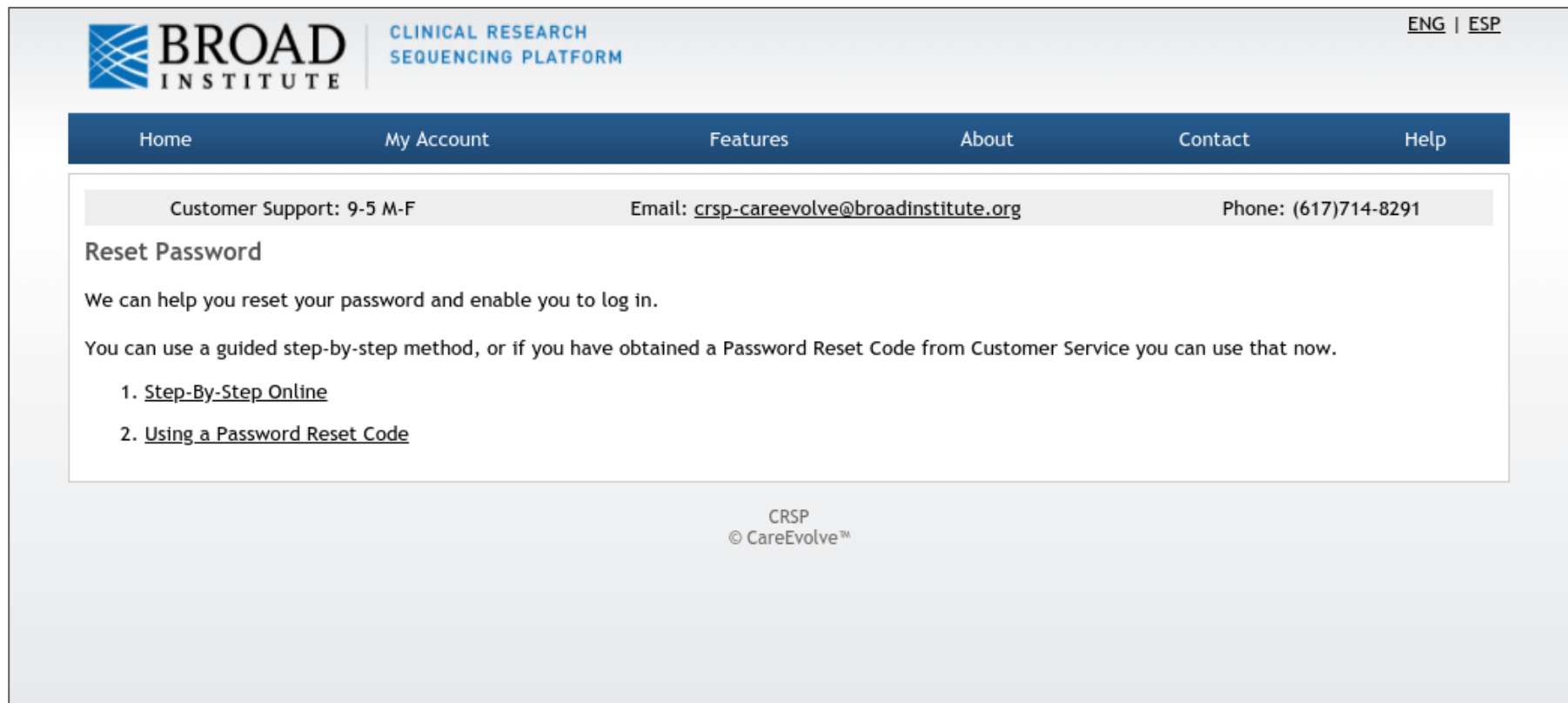
Current Password *

New Password *

Confirm New Password *

TEST CRSP
© CareEvolve™

18. If you forget your password, you can reset it by clicking the “Forgot Password” link on the login page and following the instructions provided.



The screenshot shows the top navigation bar of the Broad Institute website. The logo for Broad Institute is on the left, and the text "CLINICAL RESEARCH SEQUENCING PLATFORM" is on the right. In the top right corner, there are links for "ENG" and "ESP". Below the navigation bar is a dark blue menu with links for "Home", "My Account", "Features", "About", "Contact", and "Help". Below the menu is a light gray bar with contact information: "Customer Support: 9-5 M-F", "Email: crsp-careevolve@broadinstitute.org", and "Phone: (617)714-8291". The main content area is titled "Reset Password" and contains the following text: "We can help you reset your password and enable you to log in. You can use a guided step-by-step method, or if you have obtained a Password Reset Code from Customer Service you can use that now." Below this text is a numbered list of two options: "1. [Step-By-Step Online](#)" and "2. [Using a Password Reset Code](#)". At the bottom of the page, there is a footer with the text "CRSP © CareEvolve™".

BROAD INSTITUTE | CLINICAL RESEARCH SEQUENCING PLATFORM

ENG | ESP

Home My Account Features About Contact Help

Customer Support: 9-5 M-F Email: crsp-careevolve@broadinstitute.org Phone: (617)714-8291

Reset Password

We can help you reset your password and enable you to log in.

You can use a guided step-by-step method, or if you have obtained a Password Reset Code from Customer Service you can use that now.

1. [Step-By-Step Online](#)
2. [Using a Password Reset Code](#)

CRSP
© CareEvolve™