

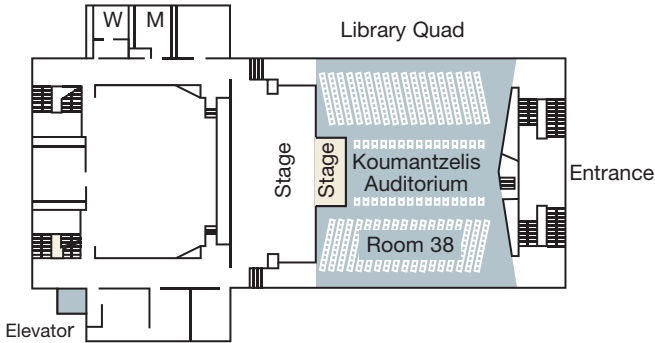
LaCava Center
(Third Floor)

ROOM	SQUARE FEET	SETUP STYLE CAPACITY						
		Reception	U-shape	Theater	Classroom*	Conference	Round Tables**	Hollow Square
305 A	416	40	15	42	21	20	24	20
305 B	508	40	15	50	24	20	32	26
305 AB	924	90	24	90	45	30	56	34
325 A, B or C	512	50	19	50	27	20	32	24
325 ABC	1,537	150	41	151	78	46	88	46
335	462	50	18	48	21	20	32	24
Patio	—	30	—	—	—	—	32	—
340	356	35	16	34	15	14	24	20
Danielson A or B	874	75	24	70	33	20	40	32
Danielson AB	1,748	150	46	140	57	38	88	50
Executive Dining Room	4,680	400	50	300	144	44	336***	66

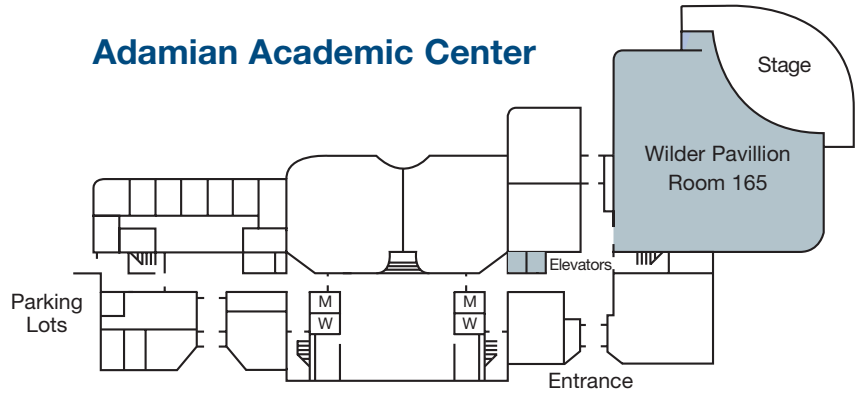
*Capacity based on 18-inch tables with three people per table

**Capacity based on eight people per table

Lindsay Hall



Adamian Academic Center

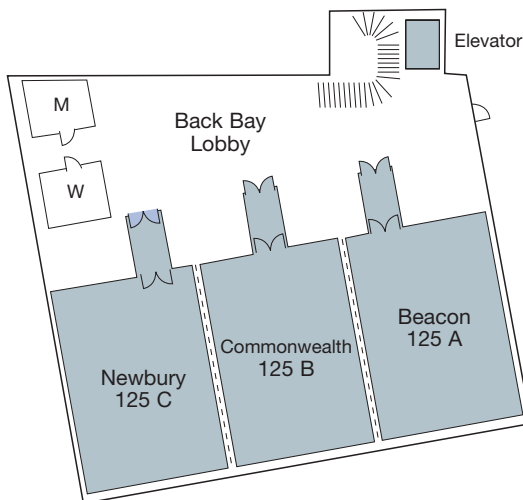


ROOM	SETUP STYLE CAPACITY
Koumantzelis (third floor)	Auditorium: 480 seats

ROOM	SETUP STYLE CAPACITY
Wilder Pavillion (first floor)	Amphitheater: 250 seats

ROOM	SQUARE FEET	SETUP STYLE CAPACITY					
		U-shape	Theater	Classroom*	Conference	Round Tables**	Hollow Square
Beacon 125 A	1,184	36	72	36	42	56	42
Commonwealth 125 B	1,322	36	72	36	42	56	42
Newbury 125 C	1,184	36	72	36	42	56	42
125 AB	2,506	51	160	72	66	128	66
125 BC	2,506	51	160	72	66	128	66
125 ABC	3,472	69	240	112	84	192	84

*Capacity based on 18-inch tables with three people per table
 **Capacity based on eight people per table



**Student Center
Back Bay Rooms
(First Floor)**



Conference Center

175 Forest Street
 Waltham, Massachusetts
 02452 USA
 781-891-2273
 bentley.edu/conference-center