

ACCESSING YOUR STUDENT'S BILLING AND FINANCIAL AID INFORMATION

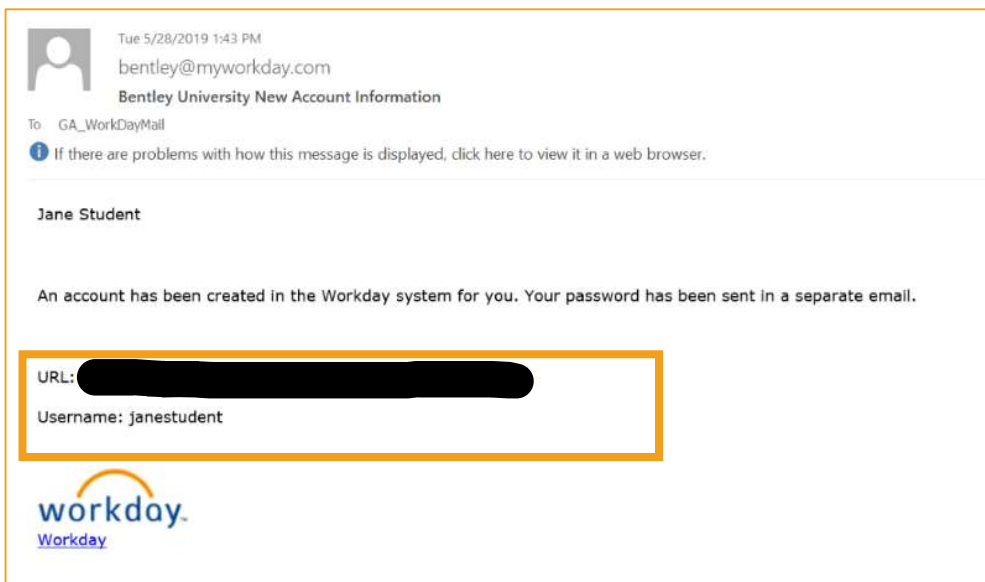
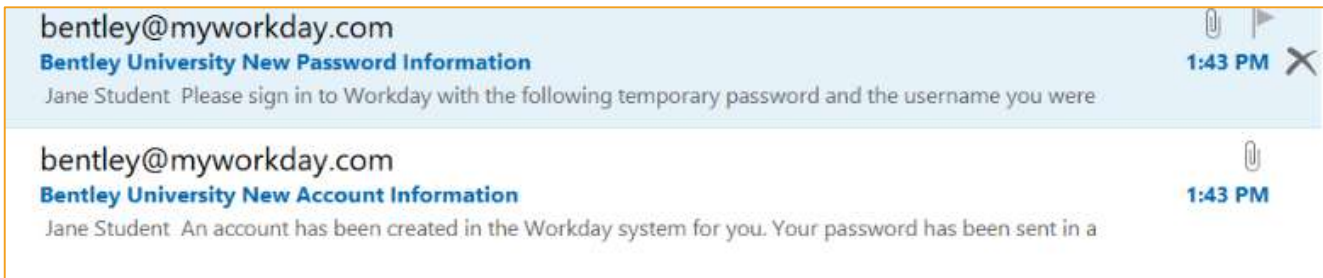
Here's how to pay a bill and/or view your student's financial aid information in Workday.

HOW TO ACCESS YOUR STUDENT'S ACCOUNT

Please note: You will not be able to access your student's account until s/he sets you up with third party access. To do so, follow the step-by-step instructions in the **Providing Access to a Third Party** job aid.

STEP 1

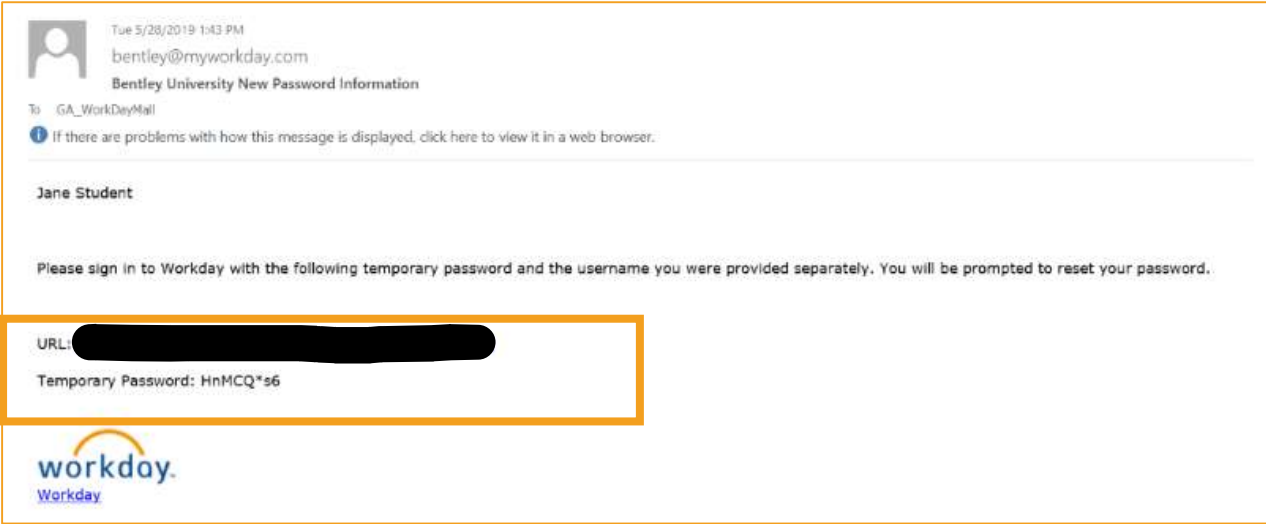
After your student provides you with third-party access, you will receive two emails – one with a username and another with a password. Click the link in either email to set-up access to your student's account.



Slide 1

g2

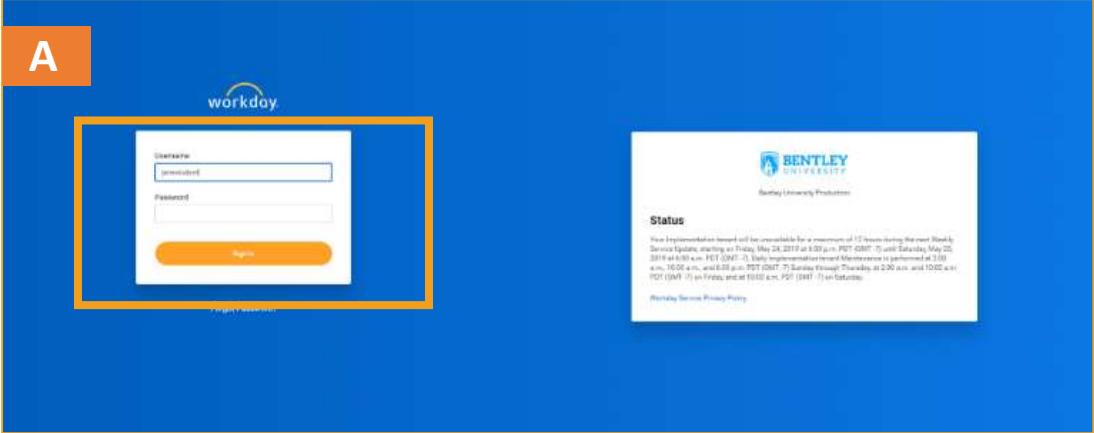
gmcagg@comcast.net, 6/12/2019



STEP 2

When you click the link within the emails, you'll be taken to the **Login Screen**. To activate your account, follow these steps:

- A. Enter your username and default password
- B. Change your password
- C. Set up email authentication
- D. Send verification code
- E. Enter verification code



B

workday

Please change your password

Change Password

Old Password

New Password

Verify New Password

Submit



Bentley University Production

Status

Your Implementation tenant will be unavailable for a maximum of 12 hours during the next Weekly Service Update starting on Friday, May 24, 2019 at 6:00 p.m. PDT (GMT -7) until Saturday, May 25, 2019 at 6:00 a.m. PDT (GMT -7). Daily Implementation tenant Maintenance is performed at 2:00 a.m., 10:00 a.m., and 6:00 p.m. PDT (GMT -7) Sunday through Thursday, at 2:00 a.m. and 10:00 a.m. PDT (GMT -7) on Friday, and at 10:00 a.m. PDT (GMT -7) on Saturday.

[Workday Service Privacy Policy](#)

C

workday

Set Up Email Authentication

Add an email to keep your account secure. Workday will send passwords when you log in going forward.

You can skip this step. I move later, but then you'll need to provide an email address.

Set Up Now

Maybe Later

[Back to Sign In](#)



Bentley University Production

Status

Your Implementation tenant will be unavailable for a maximum of 12 hours during the next Weekly Service Update starting on Friday, May 24, 2019 at 6:00 p.m. PDT (GMT -7) until Saturday, May 25, 2019 at 6:00 a.m. PDT (GMT -7). Daily Implementation tenant Maintenance is performed at 2:00 a.m., 10:00 a.m., and 6:00 p.m. PDT (GMT -7) Sunday through Thursday, at 2:00 a.m. and 10:00 a.m. PDT (GMT -7) on Friday, and at 10:00 a.m. PDT (GMT -7) on Saturday.

[Workday Service Privacy Policy](#)

D

workday

Send Verification Code



We'll send a verification code to your email address so it can be used to verify your identity.

Email Address

Send to Email

Back

[Skip For Now](#)



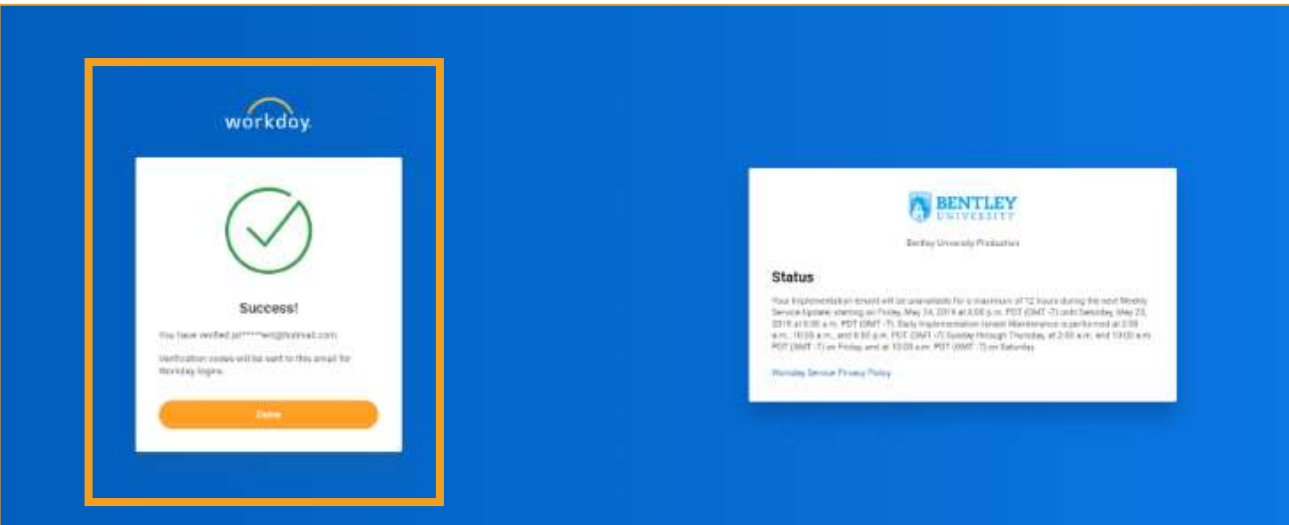
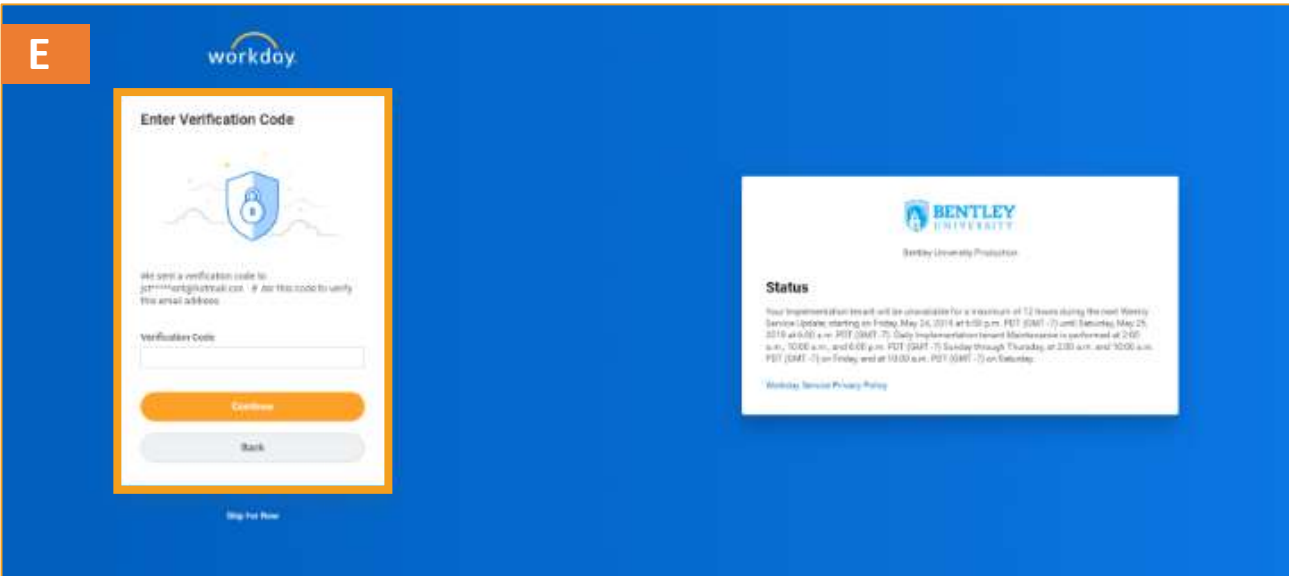
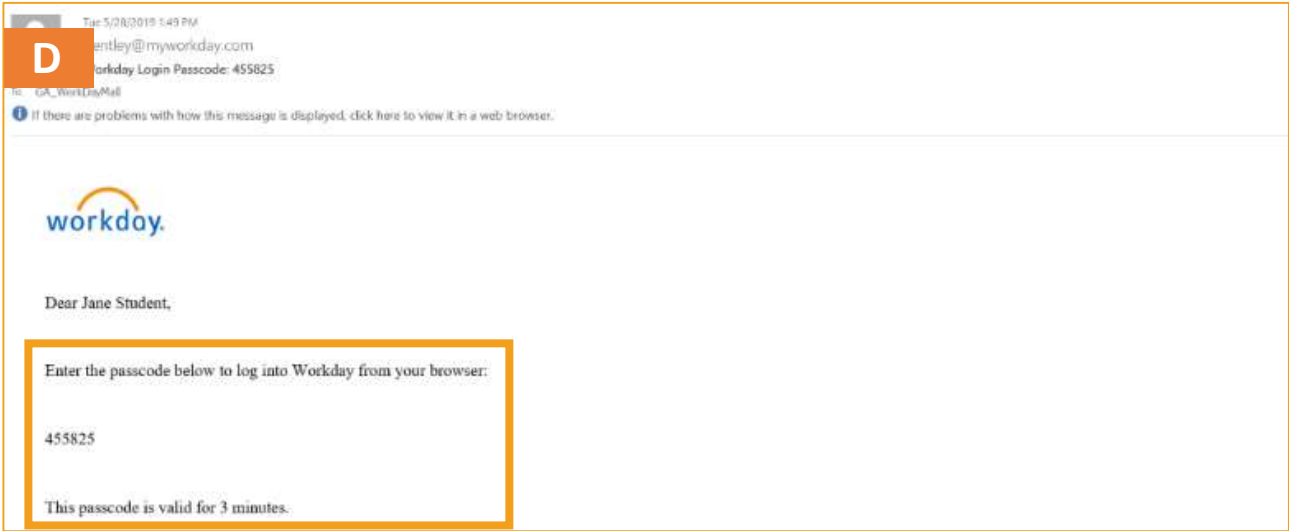
Bentley University Production

Status

Your Implementation tenant will be unavailable for a maximum of 12 hours during the next Weekly Service Update starting on Friday, May 24, 2019 at 6:00 p.m. PDT (GMT -7) until Saturday, May 25, 2019 at 6:00 a.m. PDT (GMT -7). Daily Implementation tenant Maintenance is performed at 2:00 a.m., 10:00 a.m., and 6:00 p.m. PDT (GMT -7) Sunday through Thursday, at 2:00 a.m. and 10:00 a.m. PDT (GMT -7) on Friday, and at 10:00 p.m. PDT (GMT -7) on Saturday.

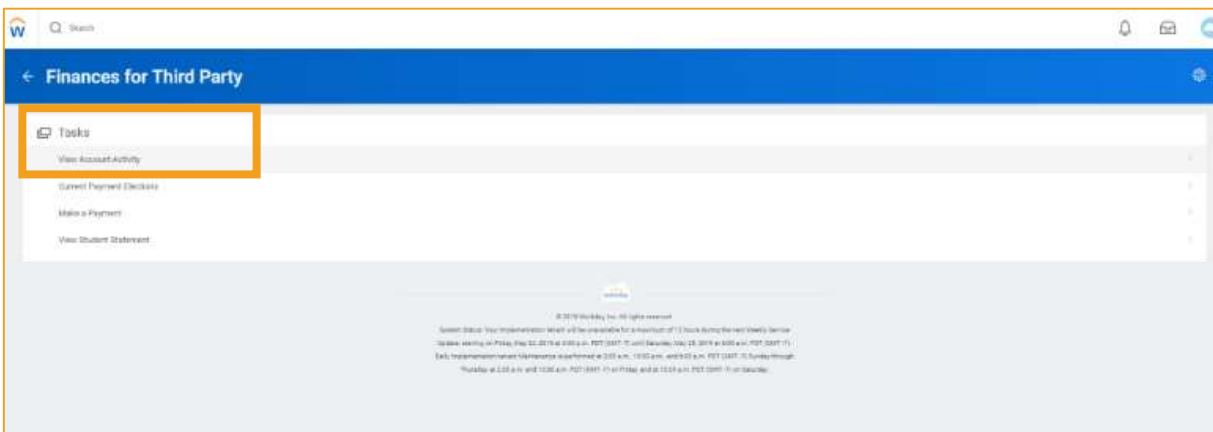
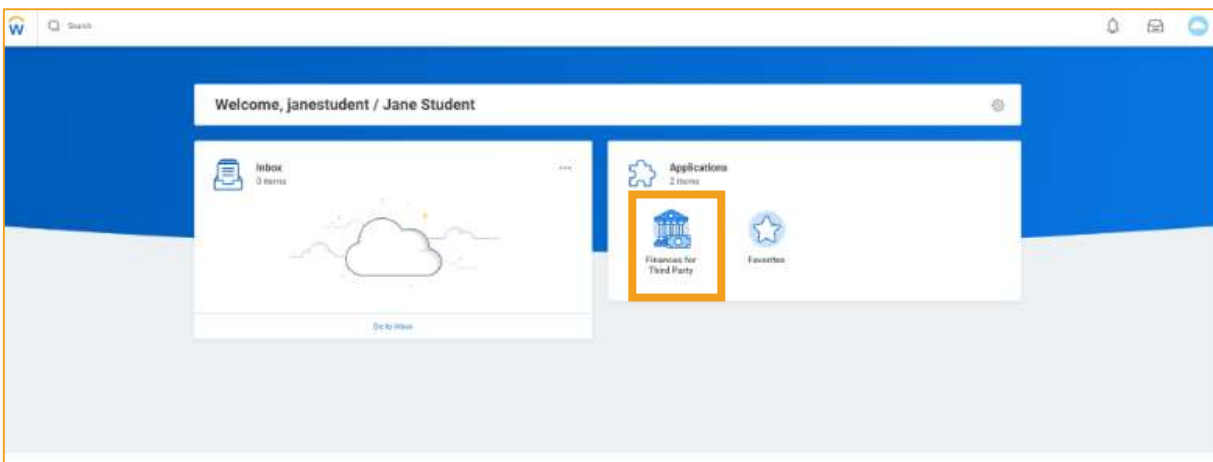
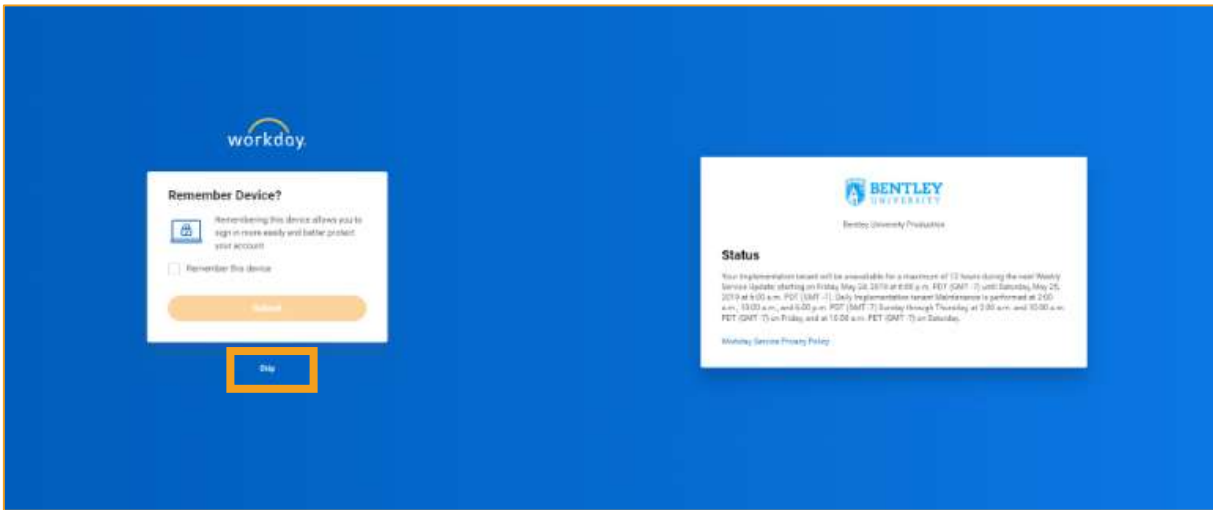
[Workday Service Privacy Policy](#)






STEP 3

Success! You can now access your student's account to view his/her statement and financial aid. You can also make a payment by clicking the **Finances for Third Party** icon and selecting **Make a Payment**.



STEP 4


To make a payment, simply complete the payment information fields, including your billing address. Then click **Continue Checkout**.

 **BENTLEY UNIVERSITY****Student Online Payment**

Enter credit card information **Total Amount: \$10.00**

Credit Card Number	<input type="text" value="5454545454545454"/>	*
Expiration Month	<input type="text" value="04"/>	*
Expiration Year	<input type="text" value="2021"/>	*
Cardholder Name	<input type="text" value="John Smith"/>	*
Address	<input type="text" value="15 Test Street"/>	* Enter the address where you receive the bill for this card.
City	<input type="text" value="Waltham"/>	*
State/Province/Region	<input type="text" value="MA"/>	*
Zip/Postal Code	<input type="text" value="02451"/>	*
Country	<input type="text" value="United States"/>	
Email Address	<input type="text" value="test@bentley.edu"/>	*

We accept:




(You'll have a chance to review this order before it's final.)

Continue Checkout

STEP 5

On the next page, you'll view the associated payment service charge. If you wish to proceed, click **Continue Checkout**—or select **Cancel My Transaction** if do not.

 **BENTLEY UNIVERSITY****Student Online Payment**

**As part of your payment,
you will be charged a service charge of \$0.28.**


* I understand that my transaction includes a non-refundable service charge of \$0.28.

Cancel My Transaction **Continue Checkout**



STEP 6

Review and confirm your payment information and click **Submit Payment**.

 **BENTLEY UNIVERSITY**
Student Online Payment

Please confirm the information below. To submit your payment, click on the 'Submit Payment' button.

Items Selected	Amount
Convenience Fee	\$10.00
	\$0.28
Total Amount	\$10.28

Payment Information

Credit Card Number: MasterCard XXXXXXXXXXXXX5454
Expiration Date: 0421
Cardholder Name: John Smith
Address: 15 Test Street
City: Waltham
State/Province/Region: MA
Zip/Postal Code: 02451
Country: United States
Email Address: test@bentley.edu

A receipt for the payment will be sent to the email address you provided.

Please note: There may be a short delay before payments are posted to your account.